

# Khyber Pakhtunkhwa Corona Virus Disease COVID-19 Daily Update 26 July 2021

---

## 1. Snapshot figures for the day<sup>1</sup>

# 2610

Total Active Cases<sup>2</sup>

# 142139

Total Cases

# 214

New Cases Today

# 4423

Total Deaths

# 03

New Deaths Today

# 135106

Total Recovered

# 144

New Recoveries Today

# 2287444

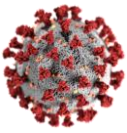
Total Tests

# 7802

New Tests Today

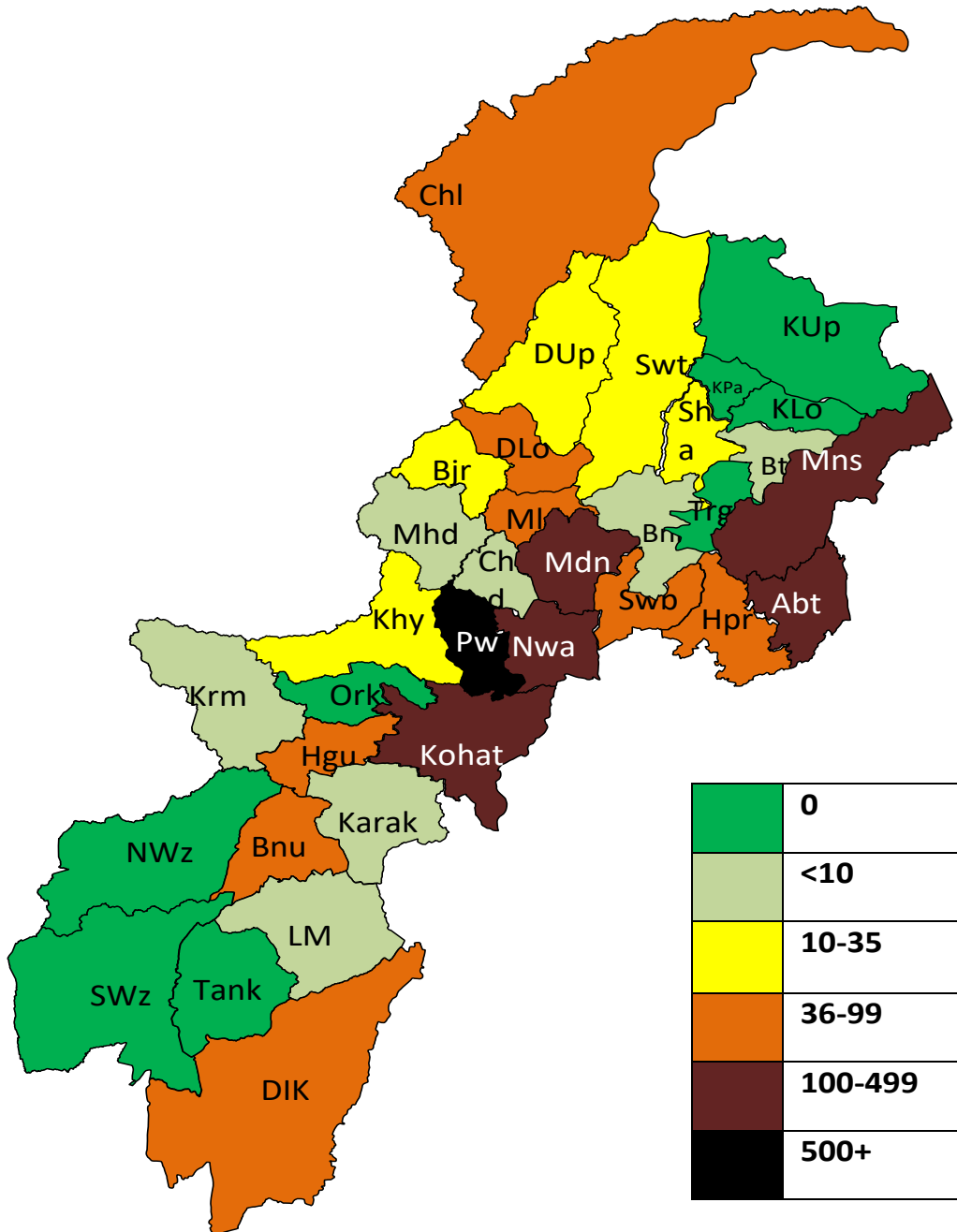
1. Figures up to 12 Midnight on the 25<sup>th</sup> July, 2021
2. Active cases = total cases till now – deaths – recoveries



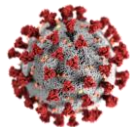


# Khyber Pakhtunkhwa Corona Virus Disease COVID-19 Daily Update 26 July 2021

## 2. Provincial Heatmap



Map colored by active cases



**Khyber  
Pakhtunkhwa  
Corona Virus  
Disease COVID-19  
Daily Update  
26 July 2021**

**3. District data**

District	Cases		Deaths		Recoveries	Active Cases
	Total	24 hrs	Total	24 hrs		
<b>Total</b>	<b>142139</b>	<b>214</b>	<b>4423</b>	<b>3</b>	<b>135106</b>	<b>2610</b>

**Peshawar Division**

PESHAWAR	52174	86	2150	2	49075	949
CHARSADDA	3974	0	61	0	3904	9
NOWSHERA	5957	13	107	1	5624	226
KHYBER	2242	0	12	0	2217	13
MOHMAND	1246	0	2	0	1243	1
<b>Total</b>	<b>65593</b>	<b>99</b>	<b>2332</b>	<b>3</b>	<b>62063</b>	<b>1198</b>

**Mardan Division**

MARDAN	9094	18	415	0	8527	152
SWABI	4144	0	170	0	3912	62
<b>Total</b>	<b>13238</b>	<b>18</b>	<b>585</b>	<b>0</b>	<b>12439</b>	<b>214</b>

**Malakand Division**

SWAT	8457	4	363	0	8067	27
BUNER	1731	4	19	0	1702	10
DIR LOWER	4214	2	51	0	4102	61
DIR UPPER	2687	0	53	0	2620	14
SHANGLA	1309	1	5	0	1282	22
MALAKAND	4874	6	51	0	4783	40
CHITRAL LOWER	1811	2	17	0	1739	55
CHITRAL UPPER	1170	5	18	0	1115	37
BAJAUR	1912	0	82	0	1811	19
<b>Total</b>	<b>28165</b>	<b>24</b>	<b>659</b>	<b>0</b>	<b>27221</b>	<b>285</b>

**Hazara Division**

MANSEHRA	3986	24	40	0	3776	170
ABBOTTABAD	6041	3	265	0	5553	223
HARIPUR	4800	3	89	0	4661	50
TOR GHAR	256	0	0	0	252	4
KOHISTAN UPPER	275	0	0	0	275	0
KOHISTAN LOWER	184	0	0	0	184	0
KOLAI PALLAS	66	0	0	0	66	0
BATTAGRAM	1031	0	21	0	1009	1
<b>Total</b>	<b>16639</b>	<b>30</b>	<b>415</b>	<b>0</b>	<b>15776</b>	<b>448</b>

**Kohat Division**

KOHAT	4752	27	161	0	4274	317
HANGU	736	0	17	0	669	50
KARAK	1495	3	29	0	1459	7
KURRAM	1834	1	14	0	1811	9
ORAKZAI	591	0	3	0	588	0
<b>Total</b>	<b>9408</b>	<b>31</b>	<b>224</b>	<b>0</b>	<b>8801</b>	<b>383</b>

**Bannu Division**

BANNU	2331	1	96	0	2198	37
LAKKI MARWAT	828	0	1	0	824	3
NORTH WAZIRISTAN	312	0	1	0	311	0
<b>Total</b>	<b>3471</b>	<b>1</b>	<b>98</b>	<b>0</b>	<b>3333</b>	<b>40</b>

**Dera Ismail Khan Division**

DERA ISMAIL KHAN	2603	11	106	0	2455	42
TANK	355	0	0	0	355	0
SOUTH WAZIRISTAN	515	0	3	0	512	0
<b>Total</b>	<b>3473</b>	<b>11</b>	<b>109</b>	<b>0</b>	<b>3322</b>	<b>42</b>

**Quarantine/Travellers**

<b>Total</b>	<b>2152</b>	<b>0</b>	<b>1</b>	<b>0</b>	<b>2151</b>	<b>0</b>
--------------	-------------	----------	----------	----------	-------------	----------

