

**Khyber Pakhtunkhwa**

**Corona Virus Disease COVID-19 Daily Update**

**18 October 2021**

---

## 1. Snapshot figures for the day<sup>1</sup>

**3076**

Total Active Cases<sup>2</sup>

**176950**

Total Cases

**64**

New Cases Today

---

**5689**

Total Deaths

**03**

New Deaths Today

---

**168185**

Total Recovered

**98**

New Recoveries Today

---

**3162014**

Total Tests

**7535**

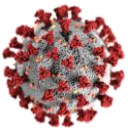
New Tests Today

---

1. Figures up to 12 Midnight on the 17<sup>th</sup> October, 2021

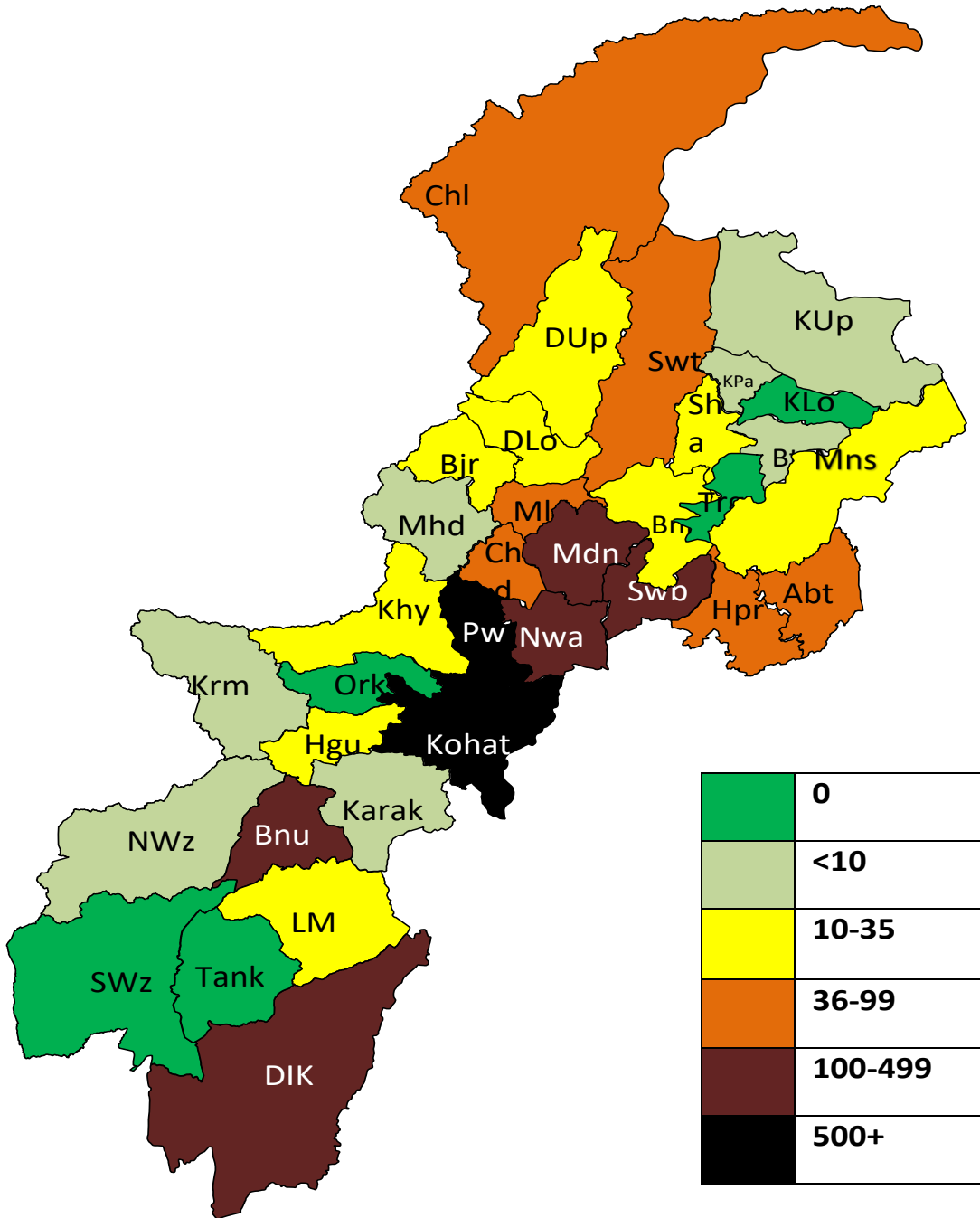
2. Active cases = total cases till now – deaths – recoveries



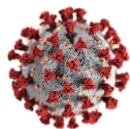


# Khyber Pakhtunkhwa Corona Virus Disease COVID-19 Daily Update 18 October 2021

## 2. Provincial Heatmap



Map colored by active cases



**Khyber  
Pakhtunkhwa  
Corona Virus  
Disease COVID-19  
Daily Update  
18 October 2021**

**3. District data**

District	Cases		Deaths		Recoveries	Active Cases
	Total	24 hrs	Total	24 hrs		
<b>Total</b>	<b>176950</b>	<b>64</b>	<b>5689</b>	<b>3</b>	<b>168185</b>	<b>3076</b>

**Peshawar Division**

PESHAWAR	64117	47	2721	1	60681	715
CHARSADDA	4254	0	62	0	4153	39
NOWSHERA	7395	0	117	0	7188	90
KHYBER	2445	0	12	0	2408	25
MOHMAND	1353	0	2	0	1342	9
<b>Total</b>	<b>79564</b>	<b>47</b>	<b>2914</b>	<b>1</b>	<b>75772</b>	<b>878</b>

**Mardan Division**

MARDAN	12297	5	550	2	11372	375
SWABI	5435	0	202	0	5170	63
<b>Total</b>	<b>17732</b>	<b>5</b>	<b>752</b>	<b>2</b>	<b>16542</b>	<b>438</b>

**Malakand Division**

SWAT	9591	0	517	0	9053	21
BUNER	1928	0	23	0	1884	21
DIR LOWER	4511	0	53	0	4420	38
DIR UPPER	2833	0	57	0	2759	17
SHANGLA	1536	1	7	0	1502	27
MALAKAND	5718	0	52	0	5610	56
CHITRAL LOWER	3675	0	20	0	3616	39
CHITRAL UPPER	1815	0	21	0	1765	29
BAJAUR	2213	0	102	0	2080	31
<b>Total</b>	<b>33820</b>	<b>1</b>	<b>852</b>	<b>0</b>	<b>32689</b>	<b>279</b>

**Hazara Division**

MANSEHRA	5921	2	45	0	5842	34
ABBOTTABAD	8219	0	366	0	7773	80
HARIPUR	5697	0	103	0	5535	59
TOR GHAR	291	0	0	0	291	0
KOHISTAN UPPER	281	0	0	0	278	3
KOHISTAN LOWER	204	0	0	0	204	0
KOLAI PALLAS	69	0	0	0	67	2
BATTAGRAM	1165	0	21	0	1142	2
<b>Total</b>	<b>21847</b>	<b>2</b>	<b>535</b>	<b>0</b>	<b>21132</b>	<b>180</b>

**Kohat Division**

KOHAT	6416	5	214	0	5168	1034
HANGU	1091	0	23	0	1040	28
KARAK	1734	1	29	0	1692	13
KURRAM	2041	0	15	0	2023	3
ORAKZAI	651	0	3	0	648	0
<b>Total</b>	<b>11933</b>	<b>6</b>	<b>284</b>	<b>0</b>	<b>10571</b>	<b>1078</b>

**Bannu Division**

BANNU	3586	2	142	0	3327	117
LAKKI MARWAT	986	0	2	0	971	13
NORTH WAZIRISTAN	330	0	1	0	324	5
<b>Total</b>	<b>4902</b>	<b>2</b>	<b>145</b>	<b>0</b>	<b>4622</b>	<b>135</b>

**Dera Ismail Khan Division**

DERA ISMAIL KHAN	4035	1	199	0	3748	88
TANK	410	0	3	0	407	0
SOUTH WAZIRISTAN	555	0	4	0	551	0
<b>Total</b>	<b>5000</b>	<b>1</b>	<b>206</b>	<b>0</b>	<b>4706</b>	<b>88</b>

**Quarantine/Travellers**

<b>Total</b>	<b>2152</b>	<b>0</b>	<b>1</b>	<b>0</b>	<b>2151</b>	<b>0</b>
--------------	-------------	----------	----------	----------	-------------	----------

