

# Khyber Pakhtunkhwa Corona Virus Disease COVID-19 Daily Update 25 March 2022

---

## 1. Snapshot figures for the day<sup>1</sup>

# 631

Total Active Cases<sup>2</sup>

# 218860

Total Cases

# 22

New Cases Today

# 6312

Total Deaths

# 03

New Deaths Today

# 211917

Total Recovered

# 199

New Recoveries Today

# 4576476

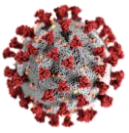
Total Tests

# 8577

New Tests Today

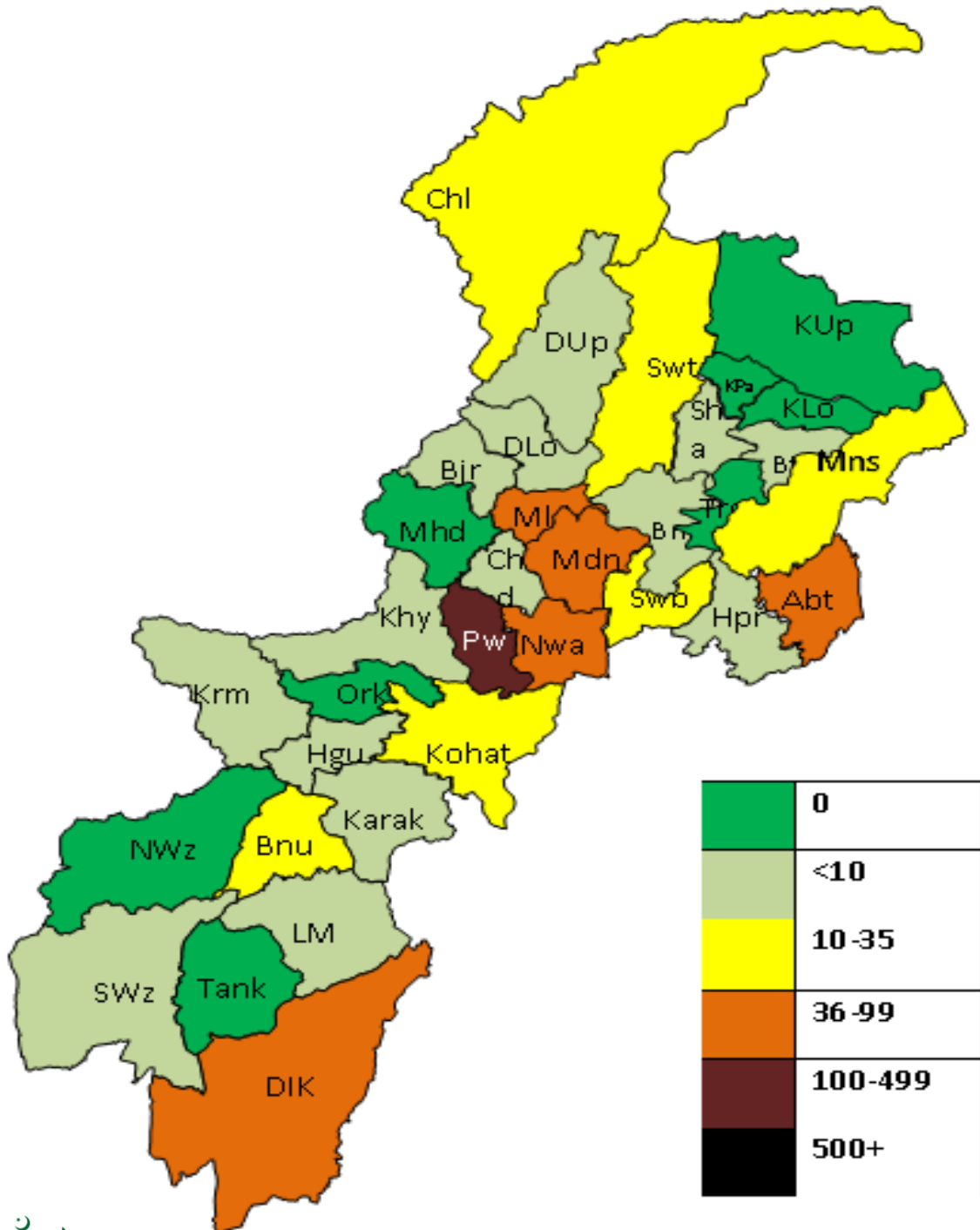
1. Figures up to 12 Midnight on the 24<sup>th</sup> March 2022
2. Active cases = total cases till now – deaths – recoveries



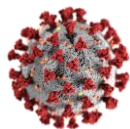


# Khyber Pakhtunkhwa Corona Virus Disease COVID-19 Daily Update 25 March 2022

## 2. Provincial Heatmap



Map colored by active cases



District
<b>Total</b>

Cases	
Total	24 hrs
<b>218860</b>	<b>22</b>

Deaths	
Total	24 hrs
<b>6312</b>	<b>3</b>

Recoveries
<b>211917</b>

Active Cases
<b>631</b>

**Khyber  
Pakhtunkhwa  
Corona Virus  
Disease COVID-19  
Daily Update  
25 March 2022**

**Peshawar Division**

PESHAWAR
CHARSADDA
NOWSHERA
KHYBER
MOHMAND
<b>Total</b>

82463	4
5264	0
9258	2
2947	0
1842	0
<b>101774</b>	<b>6</b>

3116	2
62	0
121	0
13	0
2	0
<b>3314</b>	<b>2</b>

79199
5198
9042
2931
1840
<b>98210</b>

148
4
95
3
0
<b>250</b>

**3. District data**

**Mardan Division**

MARDAN
SWABI
<b>Total</b>

17360	2
6546	1
<b>23906</b>	<b>3</b>

621	1
226	0
<b>847</b>	<b>1</b>

16668
6306
<b>22974</b>

71
14
<b>85</b>

**Malakand Division**

SWAT
BUNER
DIR LOWER
DIR UPPER
SHANGLA
MALAKAND
CHITRAL LOWER
CHITRAL UPPER
BAJAUR
<b>Total</b>

10253	0
2155	0
4660	0
2955	0
1826	0
7266	2
4540	1
1929	0
2520	0
<b>38104</b>	<b>3</b>

546	0
23	0
53	0
57	0
7	0
52	0
22	0
21	0
103	0
<b>884</b>	<b>0</b>

9686
2131
4604
2895
1815
7174
4509
1899
2410
<b>37123</b>

21
1
3
3
4
40
9
9
7
<b>97</b>

**Hazara Division**

MANSEHRA
ABBOTTABAD
HARIPUR
TOR GHAR
KOHISTAN UPPER
KOHISTAN LOWER
KOLAI PALLAS
BATTAGRAM
<b>Total</b>

7534	2
10056	2
6432	0
303	0
284	0
232	0
70	0
1318	0
<b>26229</b>	<b>4</b>

45	0
387	0
113	0
0	0
0	0
0	0
0	0
21	0
<b>566</b>	<b>0</b>

7457
9612
6316
303
284
232
70
1295
<b>25569</b>

32
57
3
0
0
0
0
2
<b>94</b>

**Kohat Division**

KOHAT
HANGU
KARAK
KURRAM
ORAKZAI
<b>Total</b>

8460	0
1339	0
2134	0
2199	0
774	0
<b>14906</b>	<b>0</b>

245	0
24	0
30	0
15	0
3	0
<b>317</b>	<b>0</b>

8201
1309
2099
2181
771
<b>14561</b>

14
6
5
3
0
<b>28</b>

**Bannu Division**

BANNU
LAKKI MARWAT
NORTH WAZIRISTAN
<b>Total</b>

4634	5
1085	0
341	0
<b>6060</b>	<b>5</b>

143	0
2	0
1	0
<b>146</b>	<b>0</b>

4459
1079
340
<b>5878</b>

32
4
0
<b>36</b>

**Dera Ismail Khan Division**

DERA ISMAIL KHAN
TANK
SOUTH WAZIRISTAN
<b>Total</b>

4735	1
423	0
571	0
<b>5729</b>	<b>1</b>

230	0
3	0
4	0
<b>237</b>	<b>0</b>

4467
420
564
<b>5451</b>

38
0
3
<b>41</b>

**Quarantine/Travellers**

<b>Total</b>
--------------

<b>2152</b>	<b>0</b>
-------------	----------

<b>1</b>	<b>0</b>
----------	----------

<b>2151</b>
-------------

<b>0</b>
----------

