

# Khyber Pakhtunkhwa Corona Virus Disease COVID-19 Daily Update 28 March 2022

---

## 1. Snapshot figures for the day<sup>1</sup>

# 637

Total Active Cases<sup>2</sup>

# 218968

Total Cases

# 31

New Cases Today

# 6315

Total Deaths

# 00

New Deaths Today

# 212016

Total Recovered

# 13

New Recoveries Today

# 4593876

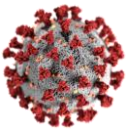
Total Tests

# 4208

New Tests Today

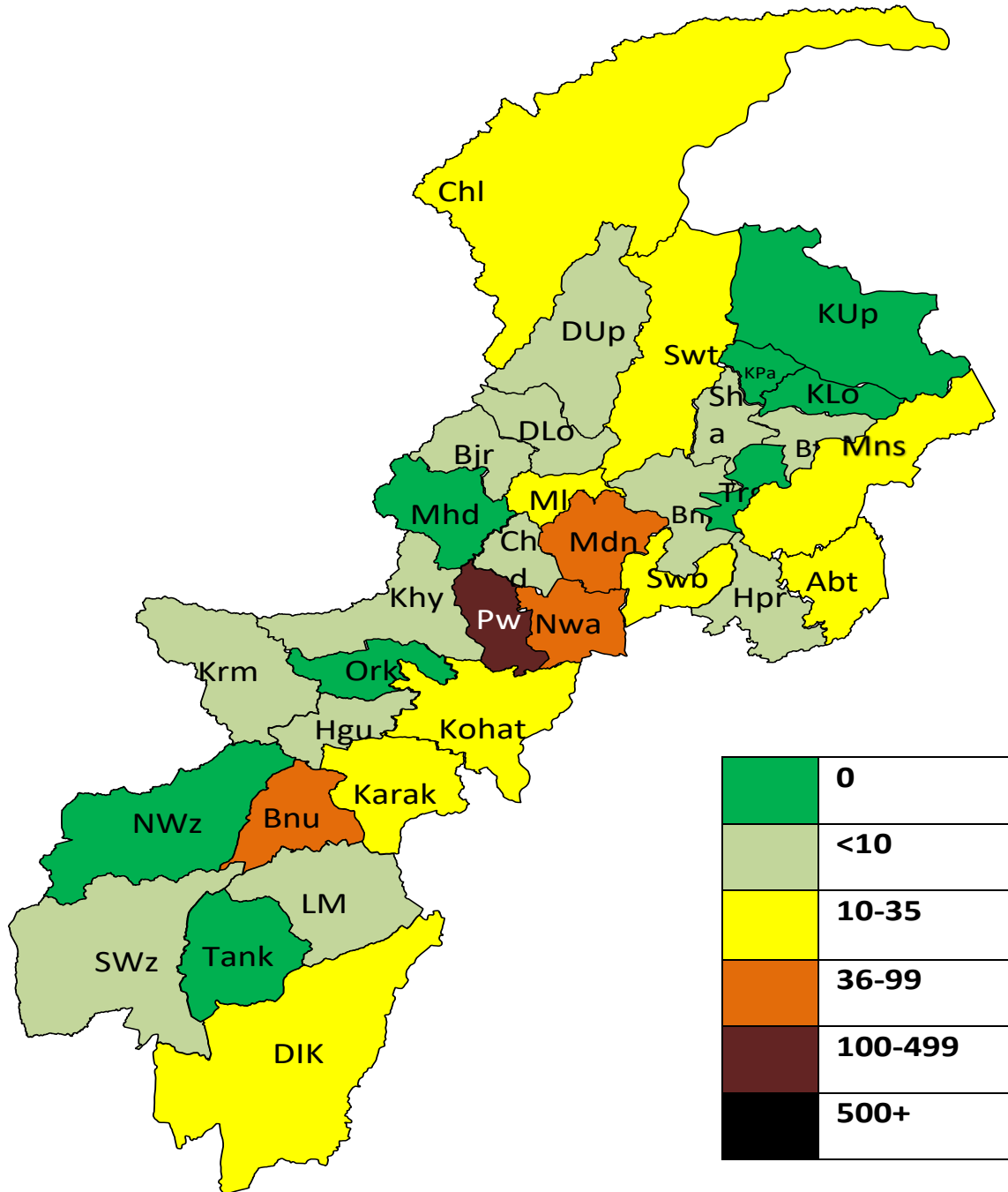
1. Figures up to 12 Midnight on the 27<sup>th</sup> March 2022
2. Active cases = total cases till now – deaths – recoveries



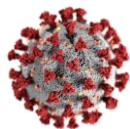


# Khyber Pakhtunkhwa Corona Virus Disease COVID-19 Daily Update 28 March 2022

## 2. Provincial Heatmap



Map colored by active cases



District
<b>Total</b>

Cases	
Total	24 hrs
<b>218968</b>	<b>31</b>

Deaths	
Total	24 hrs
<b>6315</b>	<b>0</b>

Recoveries
<b>212016</b>

Active Cases
<b>637</b>

**Khyber  
Pakhtunkhwa  
Corona Virus  
Disease COVID-19  
Daily Update  
28 March 2022**

**Peshawar Division**

PESHAWAR
CHARSADDA
NOWSHERA
KHYBER
MOHMAND
<b>Total</b>

82481	5
5267	0
9259	0
2947	0
1842	0
<b>101796</b>	<b>5</b>

3116	0
62	0
121	0
13	0
2	0
<b>3314</b>	<b>0</b>

79205
5201
9042
2931
1840
<b>98219</b>

160
4
96
3
0
<b>263</b>

**3. District data**

**Mardan Division**

MARDAN
SWABI
<b>Total</b>

17369	0
6547	0
<b>23916</b>	<b>0</b>

621	0
227	0
<b>848</b>	<b>0</b>

16670
6306
<b>22976</b>

78
14
<b>92</b>

**Malakand Division**

SWAT
BUNER
DIR LOWER
DIR UPPER
SHANGLA
MALAKAND
CHITRAL LOWER
CHITRAL UPPER
BAJAUR
<b>Total</b>

10253	0
2155	0
4661	0
2955	0
1826	0
7272	3
4540	0
1929	0
2520	0
<b>38111</b>	<b>3</b>

546	0
23	0
53	0
57	0
7	0
52	0
22	0
21	0
103	0
<b>884</b>	<b>0</b>

9688
2131
4604
2895
1815
7185
4509
1899
2410
<b>37136</b>

19
1
4
3
4
35
9
9
7
<b>91</b>

**Hazara Division**

MANSEHRA
ABBOTTABAD
HARIPUR
TOR GHAR
KOHISTAN UPPER
KOHISTAN LOWER
KOLAI PALLAS
BATTAGRAM
<b>Total</b>

7547	9
10064	5
6437	1
303	0
284	0
232	0
70	0
1323	0
<b>26260</b>	<b>15</b>

45	0
387	0
113	0
0	0
0	0
0	0
0	0
21	0
<b>566</b>	<b>0</b>

7471
9646
6317
303
284
232
70
1295
<b>25618</b>

31
31
7
0
0
0
0
7
<b>76</b>

**Kohat Division**

KOHAT
HANGU
KARAK
KURRAM
ORAKZAI
<b>Total</b>

8460	0
1339	0
2144	1
2199	0
775	0
<b>14917</b>	<b>1</b>

245	0
24	0
30	0
15	0
3	0
<b>317</b>	<b>0</b>

8202
1309
2100
2181
772
<b>14564</b>

13
6
14
3
0
<b>36</b>

**Bannu Division**

BANNU
LAKKI MARWAT
NORTH WAZIRISTAN
<b>Total</b>

4653	6
1086	0
341	0
<b>6080</b>	<b>6</b>

143	0
2	0
1	0
<b>146</b>	<b>0</b>

4474
1079
340
<b>5893</b>

36
5
0
<b>41</b>

**Dera Ismail Khan Division**

DERA ISMAIL KHAN
TANK
SOUTH WAZIRISTAN
<b>Total</b>

4742	1
423	0
571	0
<b>5736</b>	<b>1</b>

232	0
3	0
4	0
<b>239</b>	<b>0</b>

4475
420
564
<b>5459</b>

35
0
3
<b>38</b>

**Quarantine/Travellers**

<b>Total</b>
--------------

<b>2152</b>	<b>0</b>
-------------	----------

<b>1</b>	<b>0</b>
----------	----------

<b>2151</b>
-------------

<b>0</b>
----------

