

# Khyber Pakhtunkhwa Corona Virus Disease COVID-19 Daily Update 18 June 2021

---

## 1. Snapshot figures for the day<sup>1</sup>

# 2884

Total Active Cases<sup>2</sup>

# 136819

Total Cases

# 156

New Cases Today

# 4257

Total Deaths

# 05

New Deaths Today

# 129678

Total Recovered

# 225

New Recoveries Today

# 1966315

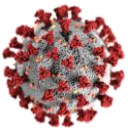
Total Tests

# 10342

New Tests Today

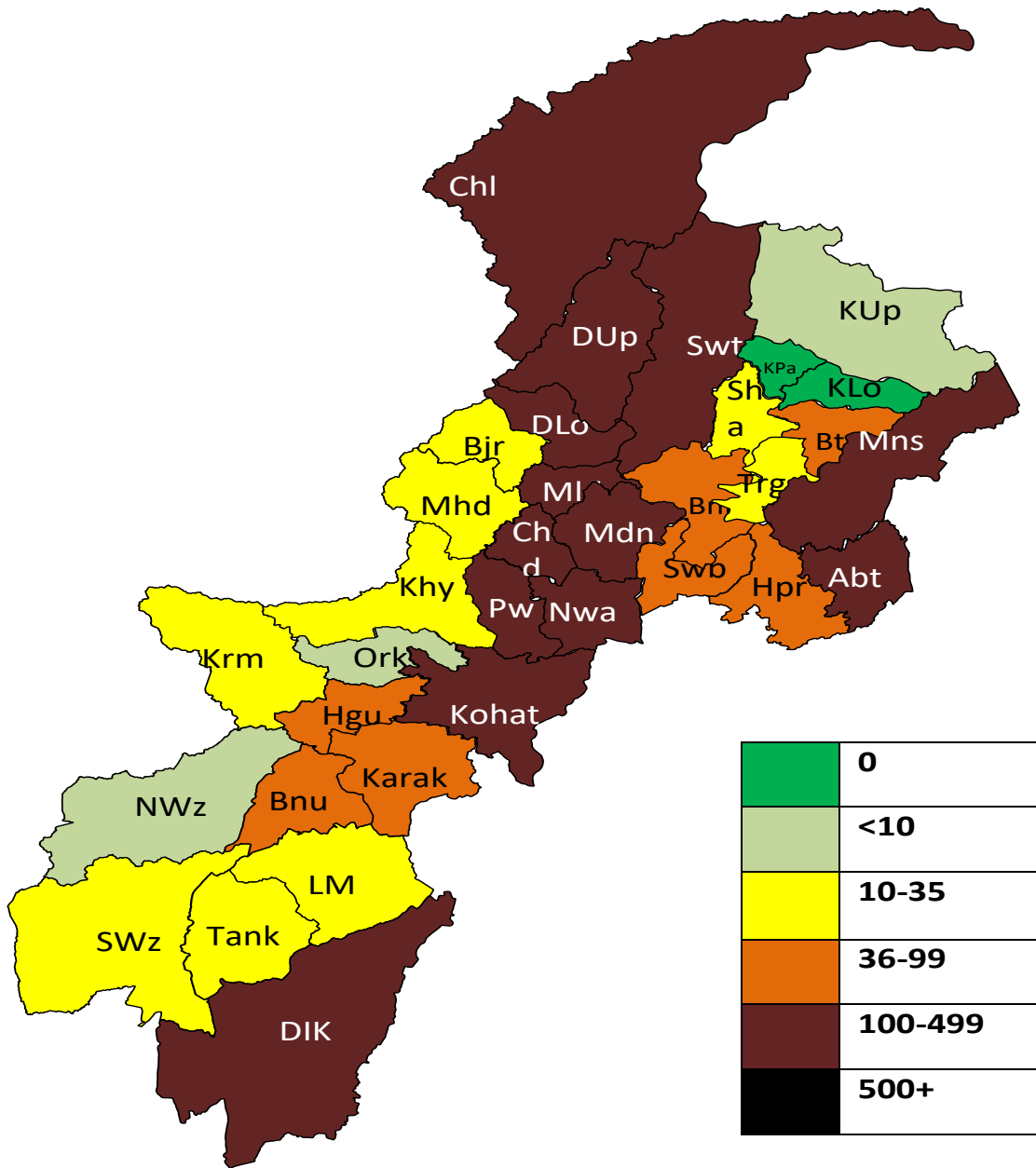
1. Figures up to 12 Midnight on the 17<sup>th</sup> June, 2021
2. Active cases = total cases till now – deaths – recoveries



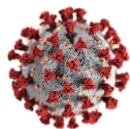


# Khyber Pakhtunkhwa Corona Virus Disease COVID-19 Daily Update 18 June 2021

## 2. Provincial Heatmap



Map colored by active cases



**Khyber  
Pakhtunkhwa  
Corona Virus  
Disease COVID-19  
Daily Update  
18 June 2021**

**3. District data**

District	Cases		Deaths		Recoveries	Active Cases
	Total	24 hrs	Total	24 hrs		
<b>Total</b>	<b>136819</b>	<b>156</b>	<b>4257</b>	<b>5</b>	<b>129678</b>	<b>2884</b>

**Peshawar Division**

PESHAWAR	49952	45	2082	3	47625	245
CHARSADDA	3940	0	61	0	3772	107
NOWSHERA	5634	8	101	0	5267	266
KHYBER	2199	0	12	0	2159	28
MOHMAND	1224	3	2	0	1208	14
<b>Total</b>	<b>62949</b>	<b>56</b>	<b>2258</b>	<b>3</b>	<b>60031</b>	<b>660</b>

**Mardan Division**

MARDAN	8883	18	409	0	8285	189
SWABI	3960	5	164	0	3716	80
<b>Total</b>	<b>12843</b>	<b>23</b>	<b>573</b>	<b>0</b>	<b>12001</b>	<b>269</b>

**Malakand Division**

SWAT	8277	1	345	2	7812	120
BUNER	1705	0	19	0	1625	61
DIR LOWER	4104	0	51	0	3939	114
DIR UPPER	2638	3	52	0	2438	148
SHANGLA	1254	1	5	0	1216	33
MALAKAND	4779	1	51	0	4535	193
CHITRAL LOWER	1642	7	15	0	1553	74
CHITRAL UPPER	1066	2	16	0	1003	47
BAJAUR	1876	0	82	0	1766	28
<b>Total</b>	<b>27341</b>	<b>15</b>	<b>636</b>	<b>2</b>	<b>25887</b>	<b>818</b>

**Hazara Division**

MANSEHRA	3753	4	39	0	3553	161
ABBOTTABAD	5747	5	241	0	5205	301
HARIPUR	4671	9	84	0	4526	61
TOR GHAR	251	0	0	0	221	30
KOHISTAN UPPER	266	0	0	0	258	8
KOHISTAN LOWER	181	0	0	0	180	1
KOLAI PALLAS	66	0	0	0	66	0
BATTAGRAM	1006	0	18	0	928	60
<b>Total</b>	<b>15941</b>	<b>18</b>	<b>382</b>	<b>0</b>	<b>14937</b>	<b>622</b>

**Kohat Division**

KOHAT	4350	31	146	0	4035	169
HANGU	697	0	17	0	642	38
KARAK	1477	0	29	0	1410	38
KURRAM	1817	0	14	0	1777	26
ORAKZAI	567	0	3	0	555	9
<b>Total</b>	<b>8908</b>	<b>31</b>	<b>209</b>	<b>0</b>	<b>8419</b>	<b>280</b>

**Bannu Division**

BANNU	2211	5	96	0	2051	64
LAKKI MARWAT	806	0	1	0	790	15
NORTH WAZIRISTAN	310	1	1	0	307	2
<b>Total</b>	<b>3327</b>	<b>6</b>	<b>98</b>	<b>0</b>	<b>3148</b>	<b>81</b>

**Dera Ismail Khan Division**

DERA ISMAIL KHAN	2497	4	97	0	2275	125
TANK	354	0	0	0	343	11
SOUTH WAZIRISTAN	507	3	3	0	486	18
<b>Total</b>	<b>3358</b>	<b>7</b>	<b>100</b>	<b>0</b>	<b>3104</b>	<b>154</b>

**Quarantine/Travellers**

<b>Total</b>	<b>2152</b>	<b>0</b>	<b>1</b>	<b>0</b>	<b>2151</b>	<b>0</b>
--------------	-------------	----------	----------	----------	-------------	----------

