

# Khyber Pakhtunkhwa Corona Virus Disease COVID-19 Daily Update 18 June 2022

---

## 1. Snapshot figures for the day<sup>1</sup>

# 119

Total Active Cases<sup>2</sup>

# 219787

Total Cases

# 09

New Cases Today

# 6324

Total Deaths

# 00

New Deaths Today

# 213344

Total Recovered

# 00

New Recoveries Today

# 4877107

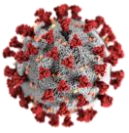
Total Tests

# 2207

New Tests Today

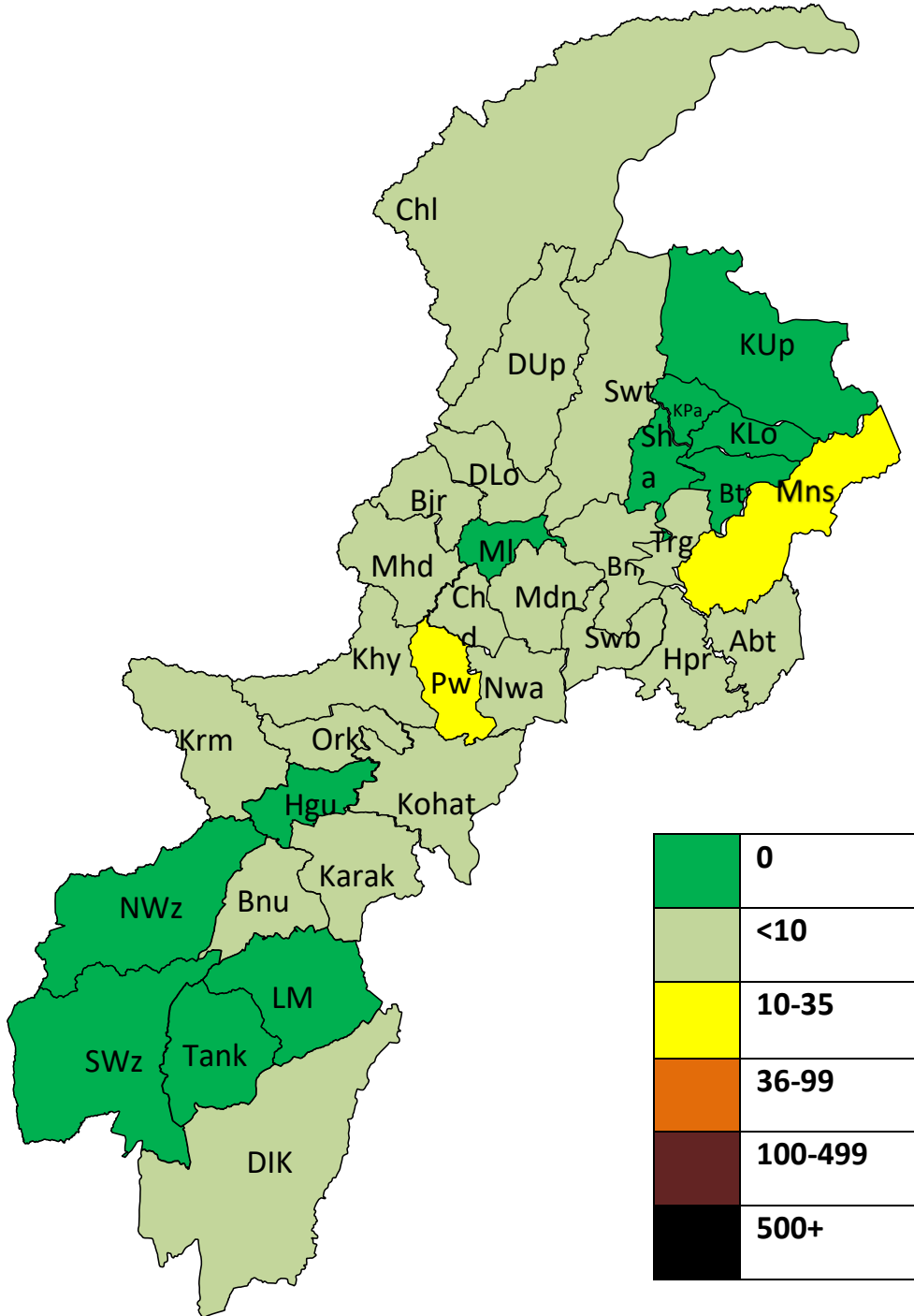
1. Figures up to 12 Midnight on the 17<sup>th</sup> June 2022
2. Active cases = total cases till now – deaths – recoveries



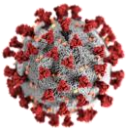


# Khyber Pakhtunkhwa Corona Virus Disease COVID-19 Daily Update 18 June 2022

## 2. Provincial Heatmap



Map colored by active cases



District
<b>Total</b>

Cases	
Total	24 hrs
<b>219787</b>	<b>9</b>

Deaths	
Total	24 hrs
<b>6324</b>	<b>0</b>

Recoveries
<b>213344</b>

Active Cases
<b>119</b>

**Khyber  
Pakhtunkhwa  
Corona Virus  
Disease COVID-19  
Daily Update  
18 June 2022**

Peshawar Division
PESHAWAR
CHARSADDA
NOWSHERA
KHYBER
MOHMAND
<b>Total</b>

82777	8
5300	0
9264	0
2948	0
1847	0
<b>102136</b>	<b>8</b>

3121	0
62	0
121	0
13	0
2	0
<b>3319</b>	<b>0</b>

79597
5237
9141
2934
1845
<b>98754</b>

59
1
2
1
0
<b>63</b>

**3. District data**

Mardan Division
MARDAN
SWABI
<b>Total</b>

17479	1
6556	0
<b>24035</b>	<b>1</b>

623	0
229	0
<b>852</b>	<b>0</b>

16849
6323
<b>23172</b>

7
4
<b>11</b>

Malakand Division
SWAT
BUNER
DIR LOWER
DIR UPPER
SHANGLA
MALAKAND
CHITRAL LOWER
CHITRAL UPPER
BAJAUR
<b>Total</b>

10270	0
2166	0
4664	0
2956	0
1826	0
7326	0
4548	0
1939	0
2522	0
<b>38217</b>	<b>0</b>

546	0
23	0
53	0
57	0
7	0
52	0
22	0
21	0
103	0
<b>884</b>	<b>0</b>

9723
2142
4611
2897
1819
7269
4524
1918
2410
<b>37313</b>

1
1
0
2
0
5
2
0
9
<b>20</b>

Hazara Division
MANSEHRA
ABBOTTABAD
HARIPUR
TOR GHAR
KOHISTAN UPPER
KOHISTAN LOWER
KOLAI PALLAS
BATTAGRAM
<b>Total</b>

7608	0
10106	0
6445	0
305	0
285	0
232	0
70	0
1324	0
<b>26375</b>	<b>0</b>

45	0
387	0
113	0
0	0
0	0
0	0
0	0
21	0
<b>566</b>	<b>0</b>

7553
9713
6331
303
285
232
70
1303
<b>25790</b>

10
6
1
2
0
0
0
0
<b>19</b>

Kohat Division
KOHAT
HANGU
KARAK
KURRAM
ORAKZAI
<b>Total</b>

8473	0
1340	0
2166	0
2200	0
778	0
<b>14957</b>	<b>0</b>

245	0
24	0
30	0
15	0
3	0
<b>317</b>	<b>0</b>

8227
1316
2135
2185
773
<b>14636</b>

1
0
1
0
2
<b>4</b>

Bannu Division
BANNU
LAKKI MARWAT
NORTH WAZIRISTAN
<b>Total</b>

4729	0
1087	0
342	0
<b>6158</b>	<b>0</b>

143	0
2	0
1	0
<b>146</b>	<b>0</b>

4585
1085
341
<b>6011</b>

1
0
0
<b>1</b>

Dera Ismail Khan Division
DERA ISMAIL KHAN
TANK
SOUTH WAZIRISTAN
<b>Total</b>

4763	0
423	0
571	0
<b>5757</b>	<b>0</b>

232	0
3	0
4	0
<b>239</b>	<b>0</b>

4530
420
567
<b>5517</b>

1
0
0
<b>1</b>

Quarantine/Travellers
<b>Total</b>

<b>2152</b>	<b>0</b>
-------------	----------

<b>1</b>	<b>0</b>
----------	----------

<b>2151</b>
-------------

<b>0</b>
----------

